

HOMOEOPATHY SPIRIT

QUARTERLY BULLETIN

VOL :2 (JUNE) YEAR 2025

THE OBJECTIVE OF THIS INSTITUTIONAL BULLETIN IS:

- To provide regular updates and propagate information about the accomplishments of all the faculty members and students.
- To share significant information regarding the exceptional services rendered by the corresponding departments.
- To keep everyone in this institution well informed and engaged with the objective to maintain motivation and raise morale.
- This bulletin is for internal circulation and for educative purpose only.

Published By:

JAWAHARLAL NEHRU HOMOEOPATHIC MEDICAL COLLEGE
PARUL UNIVERSITY CAMPUS, AT & PO LIMDA, TA: WAGHODIYA,
DIST: VADODAR



OUR STAKEHOLDERS




Dr. DEVANSHU PATEL
President, Parul University



Dr. PARUL PATEL
Vice President,
Parul University



Dr. GEETIKA PATEL
Medical Director, Trustee,
Parul University



Dr. KOMAL PATEL
Director - Paramedical Institutions,
Trustee, Parul University



Dr. AMIT GANATRA
Provost,
Parul University



Prof. MANISH PANDYA
Registrar,
Parul University

EDITORIAL

June 2025 Issue Homoeo SPIRIT

Dear Readers,

As we welcome the vibrant month of June, we are proud to present yet another enriching edition of Homoeo Spirit, capturing the academic spirit, clinical growth, and community engagement that define Jawaharlal Nehru Homoeopathic Medical College, Parul University.

This issue shines a light on the essence of homeopathy—not only as a system of healing but as a journey of continual learning, this quarter was marked by a series of impactful activities which include Academic Seminars and Workshops, Health Camps & Cultural and Wellness Events, From preparing the celebrations of International Yoga Day to student-led awareness drives on holistic health, the campus continues to promote balance between mind, body, and spirit.

As we stand rooted in classical principles and reach out to the possibilities of tomorrow, let us continue to grow—together, in knowledge sharing and service to the suffering mankind.

Warm regards,

Editorial Team, Homoeo SPIRIT

Jawaharlal Nehru Homoeopathic Medical College,
Parul University

A Comparative Study of the Different Editions of the Organon of Medicine



Dr. Mayank Roy
Professor & H.O.D.
Department of Organon of Medicine



Dr. Tanvi Rajesh Chudasama
Assistant Professor
Department of Organon of medicine

The Organon of Medicine, authored by Dr. Samuel Hahnemann, is the foundational text of homeopathy. Spanning six editions from 1810 to 1842, each edition reflects the evolution of Hahnemann's thoughts, clinical observations, and refinement of homeopathic principles. His progressive revisions showcase his relentless quest to provide a gentle, permanent, and holistic system of healing.

1st Edition (1810) – Foundation of Homeopathy

Titled Organon of the Rational Healing Art, the first edition introduced the concept of “similiasimilibus curentur” (like cures like), the principle of using medicines that produce similar symptoms in healthy individuals to cure disease. It emphasized the importance of single remedies, minimal doses, and drug provings on healthy individuals. It contained 271 aphorisms.

A Comparative Study of the Different Editions of the Organon of Medicine

2nd Edition (1819) – Introduction of Vital Force

In this edition, Hahnemann introduced the concept of the vital force—an immaterial power that maintains life and health. He explained disease as a dynamic derangement of this vital force. The second edition laid a more spiritual and energetic foundation for disease and cure.

3rd Edition (1824) – Beginning of Miasm Theory

The third edition marked the beginning of Hahnemann's miasmatic theory. He proposed that chronic diseases stem from underlying causes called miasms—Psora, Sycosis, and Syphilis. This theory led to a deeper understanding of the roots of chronic ailments and laid the groundwork for chronic disease treatment in homeopathy.

4th Edition (1829) – Further Refinement

In the fourth edition, Hahnemann further refined the idea of potentization, arguing that dynamic energy released through serial dilution and succussion enhances the healing power of remedies. He discouraged frequent repetition of doses and promoted the concept of “minimum dose” more strongly.

5th Edition (1833) – Clinical Insights and Double Remedies

This edition included more clinical experience. Hahnemann introduced the idea of “intercurrent” remedies and gave some allowance for the use of two remedies in succession, which was a departure from his earlier strict single-remedy approach. He also elaborated on the centesimal scale of dilution (1C = 1:100 ratio).

A Comparative Study of the Different Editions of the Organon of Medicine

6th Edition (1842, Published 1921) – LM Potency and Individualisation

The sixth and final edition, completed shortly before Hahnemann's death but published posthumously in 1921 by Dr. Richard Haehl, presented the most advanced stage of his philosophy. It introduced the 50 millesimal (LM) potency scale, which allowed for gentler yet more effective treatment with frequent repetition and minimal aggravation. It also emphasized individualization of treatment, patient sensitivity, and continuous case assessment.

Comparison Between Editions

Edition	Key Features	Key Advancements
1st	Basic principles	Introduction of similia, single remedy, proving
2nd	Vital force	Disease as dynamic derangement
3rd	Miasms	Psora, Sycosis, Syphilis theory
4th	Potentization	Emphasis on dynamic medicine
5th	Centesimal scale, intercurrent remedies	Clinical flexibility
6th	LM potency, individualization	Most refined approach, flexible dosing

A Comparative Study of the Different Editions of the Organon of Medicine

Conclusion

Each edition of the Organon of Medicine marks a significant step in the evolution of Hahnemann's medical philosophy. From basic principles to deep pathology and refined therapeutic techniques, the sixth edition stands as the culmination of his lifelong quest for an ideal system of medicine.

References

- Hahnemann, S. Organon of Medicine, 1st–6th Editions.
- Boericke, W. (1921). Preface to the Sixth Edition.
- Dudgeon, R. E. (1893). The Lesser Writings of Samuel Hahnemann.
- Haehl, R. (1921). Life and Work of Samuel Hahnemann.

How to Use Various Repertories in Easing Medicine Selection in Homoeopathy



Dr. Prashant Shah
Professor & H.O.D.
Department of Repertory



Dr. Vaibhavi Chaudhari
Assistant Professor
Department of Repertory

In homeopathy, repertories are essential tools that aid in the logical and systematic selection of a remedy based on the totality of symptoms. Each repertory has a unique structure, method of use, and is suitable for specific clinical situations. Mastering how to use various repertories can significantly improve the accuracy and efficiency of remedy selection.

1. Understanding the Case

Before choosing a repertory, a thorough case-taking is essential. This includes:

Mental symptoms (e.g., fears, irritability, sadness)

How to Use Various Repertories in Easing Medicine Selection in Homoeopathy

Physical generals (e.g., appetite, thirst, temperature preferences)

Particular symptoms (e.g., location, sensation, modalities of the complaint)

Concomitant symptoms (e.g., unusual symptoms accompanying the main complaint)

Once the symptoms are collected and classified, you can select the most appropriate repertory based on the case type.

2. Choosing the Right Repertory

a. Boenninghausen's Therapeutic Pocket Book

Use when: Modalities and general symptoms are well-marked; mental symptoms are less defined.

How to use: Apply the principle of generalization. Use modalities and concomitants applicable to multiple complaints.

Best for: Acute cases and incomplete symptom pictures.

How to Use Various Repertories in Easing Medicine Selection in Homoeopathy

b. **Kent's Repertory**

Use when: The case has well-defined mental, general, and physical symptoms.

How to use: Begin with mental symptoms (as per Kent's hierarchy), then generals, and finally particulars. Use the rubrics with high-grade symptoms.

Best for: Chronic and constitutional prescribing.

c. **Synthesis Repertory (Schroyens)**

Use when: You need a modern, expanded, and digital repertory.

How to use: Available in software (e.g., RadarOpus). Enter symptoms under appropriate sections. Analyze remedies by remedy grade and rubric intensity.

Best for: Complex cases and modern clinical conditions.

d. **Complete Repertory (Zandvoort)**

Use when: You want an exhaustive repertory with references to multiple classical sources.

How to Use Various Repertories in Easing Medicine Selection in Homoeopathy

How to use: Similar to Kent and Synthesis; available digitally (e.g., Complete Dynamics). Use cross-referencing and broader rubrics.

Best for: Deep, multi-layered cases.

e. Phatak's Repertory

Use when: A quick, practical reference is needed during bedside or acute prescribing.

How to use: Focus on prominent generals and keynote symptoms. Cross-check remedy relationships and verify in Materia Medica.

Best for: Beginners, acute cases, and emergency situations.

1. Repertorization Techniques

Manual repertorization: Select rubrics from the repertory, list common remedies, and compare grades.

Software-based repertorization: Input symptoms into digital tools (e.g., RadarOpus, Hompath, Complete Dynamics) for faster analysis and remedy suggestions.

How to Use Various Repertories in Easing Medicine Selection in Homoeopathy

Cross-verification: Always confirm selected remedies in the Materia Medica to ensure they match the patient's individuality.

Conclusion

Using repertories effectively requires good case-taking, knowledge of repertory structure, and experience in symptom analysis. Selecting the right repertory for the clinical situation—whether it's Boenninghausen for acute cases, Kent for constitutional analysis, or digital repertories for detailed comparison—can greatly ease and enhance remedy selection in homeopathy.

References

Kent, J.T. Repertory of the Homeopathic Materia Medica

Boenninghausen, C.M.F. Therapeutic Pocket Book

GALLERY

Date: 5th March, 2025

The UG team brought home the Gold, while the PG team earned Silver at the ODOP Quiz 2025 organised by Government of Gujarat.



Congratulations team JNHMC for bagging 2 medals at ODOP Quiz 2025

GALLERY

Date: 6th March, 2025

Article published in the International Journal of Homoeopathic Sciences.

Topic: Unlocking the potential of Boenninghausen's therapeutic pocket book: A Study in acute fever management.

Parul[®]
University | NAAC A++

Faculty of Homoeopathy

Congrats on your Achievement

Article published in
**International Journal of
Homoeopathic Sciences**

✔ **Title:** Unlocking the potential of
Boenninghausen's therapeutic
pocket book: A study in acute fever
management

✔ **Co- Authors:**
Dr. Hetal Thakor
Dr. Poorav Desai
Dr. Kirtida Desai

Dr. Roma M. Israni
PG Scholar Part 2

Dept. of Repertory, Jawaharlal Nehru
Homoeopathic Medical College



GALLERY

Date: 7th March, 2025

Article published in the International Journal of Homoeopathic Sciences.

Topic: Sound sleep with sweet pills: A prospective interventional study of homoeopathy in treating insomnia

Parul[®]
University | NAAC A++

Faculty of Homoeopathy

Congrats on your achievement

Article published in
**International Journal of
Homoeopathic Sciences**

Title: Sound sleep with sweet pills: A prospective interventional study of homoeopathy in treating insomnia

Co- Authors:

Dr. Poorav Desai
Dr. Kirtida Desai

Dr. Hiren D. Parmar
PG Scholar Part 2

Dept. Of Homoeopathic Materia
Medica, Jawaharlal Nehru
Homoeopathic Medical College



GALLERY

Date: 11th March, 2025

Congratulations to our 3rd Year Final Examination toppers of Jawaharlal Nehru Homoeopathic Medical College!

Parul[®] University | **NAAC A++** Faculty of Homoeopathy

Congratulations **TOPPERS**

1
Ritti Savaliya

2
Khushi Thakkar

3
Mansi Vansadia

Jawaharlal Nehru Homoeopathic Medical College
3rd Year Final Examination

GALLERY

Date: 14th March, 2025

Article published in the International Journal of Research and Analytical Reviews (IJRAR)

Topic: Evaluating the efficacy of Angustura Vera 30 in managing pain in Cervical Spondylosis

Parul[®] University | **NAAC A++**

Faculty of Homoeopathy

CONGRATULATIONS ON YOUR ACHIEVEMENT

Dr. Shalini Bali
PG Scholar Part 2,
Dept. of Homoeopathic Materia Medica
Jawaharlal Nehru Homoeopathic
Medical College

International Journal of Research and Analytical Reviews
IJRAR

Article Published in:
International Journal of Research and Analytical Reviews

Title of Article
Evaluating the efficacy of Angustura Vera 30 Management of Pain in a case of Cervical Spondylosis: A case Study utilizing Visual Analogue Scale

Faculty of Homoeopathy
2024 | Yashobhoomi, Dwarka
Empowering Research and Advancing Professionalism: A Homoeopathic Symposium
Ministry of Health and Family Welfare, Government of India

GALLERY

Date: 21th March, 2025

Article published in the Journal of Emerging Technologies and Innovative Research

Topic: Introspecting efficacy of homoeopathic miasmatic approach in chronic sinusitis: a prospective review

Parul[®]
University | NAAC A++

Faculty of Homoeopathy

Congratulations

Dr. Dinkal Patel

PG Scholar Pt-1

Dept. of Organon, JNHMC

Article published in
**Journal of emerging
technologies and
innovative research**

Article Title
**Introspecting efficacy of
homoeopathic miasmatic
approach in chronic sinusitis:
A prospective review**

Co-Author
**Dr. P.S. Mandal
Dr. Kirtida Desai**



GALLERY

Date: 26th March, 2025

Students from JNHMC's Department of Community Medicine spent a meaningful day at Muni Sevashram Old Age Home, Goraj. Moments of warmth, care, and smiles made it an unforgettable experience.




Organized by Dept. of
Community Medicine, JNHMC

GALLERY

Date: 26th March, 2025

Congratulations to the talented team of JNHMC for securing 2nd prize in the Inter-Institute Role Play Competition on Tuberculosis Awareness!



GALLERY

Date: 27th March, 2025

JNHMC students showcased their creativity and flair during the themed celebration days



GALLERY

Date: 7th April, 2025

Congratulations to Hiral Kansara for her incredible achievement at Dhoom 2025, winning not one, but THREE prizes!



GALLERY

Date: 9th April, 2025


The NSS Unit of JNHMC, in collaboration with the Youth Indian Red Cross Society, Gujarat, is all set to organize a CPR Training Session on 9th April 2025.



Faculty of Homoeopathy

The graphic features two logos at the top: the NSS Unit of JNHMC (National Service Scheme) and the Youth Indian Red Cross Society, Gujarat. Below the logos, the text reads: "NSS Unit of JNHMC organises CPR TRAINING in collaboration with Youth Indian Red Cross Society, Gujarat". The date "9th April 2025" is highlighted in a yellow box. On the right side of the graphic is a photograph of a person in a red uniform performing CPR on a mannequin.


 Wednesday
09 AM to 12 PM

Seminar Hall,
ground floor, PPI 

GALLERY

Date: 9th April, 2025

On the occasion of Parul University's 10th Foundation Day, the Faculty of Homoeopathy (JNHMC Hospital) proudly inaugurated a Peripheral OPD at Nurpuri village under Unnat Bharat Abhiyan and the Department of Community Medicine.

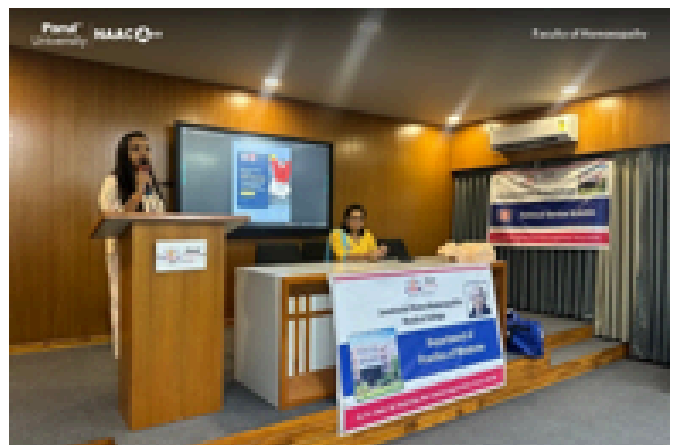
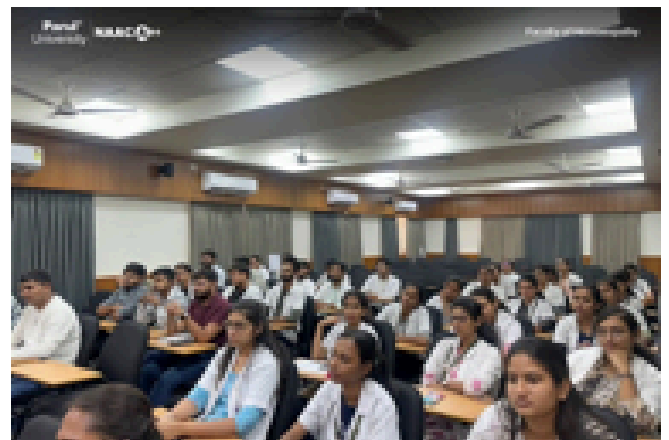




GALLERY

Date: 9th April, 2025

CPR Training Session Highlights!

The NSS Unit of JNHMC, in collaboration with the Youth Indian Red Cross Society, Gujarat, successfully conducted a hands-on CPR training session on 9th April 2025.



GALLERY

Date: 11th April, 2025

Article published in the Journal of Emerging Technologies and Innovative Research (JETIR)

Topic: Healing post-traumatic stress disorder by homoeopathy a case report

Parul[®] University | NAAC A++

Faculty of Homoeopathy

CONGRATULATIONS

CERTIFICATE

Dr. Aarti Chaudhary
PG Scholar (Part 2), Dept. of Practice of Medicine, JNHMC

 Article Published in **Journal of Emerging Technologies and Innovative Research**

Title of Article
**Healing Post-traumatic stress disorder by Homoeopathy
A case Report**

Co- Author
Dr. Kirtida Desai

GALLERY

Date: 25th April, 2025

A big congratulations to the JNHMC team for winning the 5th prize in the Materia Medica Live Competition at Gandhinagar!



Team of JNHMC Bags 5th Prize in Materia Medica Live at World Homoeopathy Day 2025, Gandhinagar

With Event Co-ordinator, Dr. Priyanka Shah

GALLERY

Date: 5th May, 2025

Congratulating the winners of the Organon Symposium organized by JNHMC



GALLERY

Date: 6th May, 2025

Forensic Medicine & Toxicology Symposium, organized by the Department of FMT, Jawaharlal Nehru Homoeopathic Medical College, and proudly presented by our insightful 2nd-year students



The poster features a light green background with a white central area. At the top left, it displays the Parul University logo and the NAAC A++ accreditation. At the top right, it says 'Faculty of Homoeopathy'. The main title 'FORENSIC MEDICINE & TOXICOLOGY SYMPOSIUM' is in large, bold, black letters. Below the title, it states 'Organised By: Department of Forensic Medicine & Toxicology, Jawaharlal Nehru Homoeopathic Medical College' next to an icon of a document with a gavel. Further down, it says 'Presented by: Students of 2nd BHMS' next to an icon of a crime scene board with a magnifying glass over a fingerprint and a CD, with a yellow 'CRIME SCENE DO NOT CROSS' tape. The date and time '6th May 2025 10:00 AM Onwards' and the location 'PPI Seminar Hall, Parul University' are listed at the bottom left.

Parul[®] University | NAAC A++

Faculty of Homoeopathy

FORENSIC MEDICINE & TOXICOLOGY SYMPOSIUM

Organised By:
**Department of Forensic Medicine & Toxicology,
Jawaharlal Nehru Homoeopathic
Medical College**

Presented by:
Students of 2nd BHMS

**6th May 2025
10:00 AM Onwards**

**PPI Seminar Hall,
Parul University**

GALLERY

Date: 8th May, 2025

A glimpse into the Materia Medica Symposium, organised by department of Materia Medica, JNHMC.



GALLERY

Date: 10th May, 2025

Integrated Symposium on "Homeopathic Case Solving"

Parul[®] University | NAAC A++ Faculty of Homoeopathy

INTEGRATED SYMPOSIUM

An Integrated Approach to Mastering
"Homeopathic Case Solving"



Organised by
Department of Organon of Medicine (PG)
Department of Hom. Materia Medica (PG)
Department of Case taking & Repertory (PG)
Department of Practice Of Medicine (PG)
Jawaharlal Nehru Homoeopathic Medical College

10th May 2025
10:00 AM Onwards

PG Seminar Hall
JNHMC

GALLERY

Date: 10th May, 2025


Congratulations to the winners of the FMT Symposium organized by the Department of Forensic Medicine & Toxicology at Jawaharlal Nehru Homoeopathic Medical College!



GALLERY

Date: 13th May, 2025



A Snake Show was organised by Jawaharlal Nehru Homoeopathic Medical College for the students to gain knowledge about various local snakes & myths about them.



GALLERY

Date: 14th May, 2025

Highlights of the Integrated workshop conducted by the Department of Organon(PG), Department of Hom. Materia Medica(PG), Department of Case Taking & Repertory(PG) and Department of Practice Of Medicine(PG) at Jawaharlal Nehru Homoeopathic Medical College.



GALLERY

Date: 19th May, 2025

Congratulations to Maity Trisha Tapas from Jawaharlal Nehru Homoeopathic Medical College for securing University Rank 1 in 1st BHMS End Year Examination-2025

Parul[®] University | NAAC A++ Faculty of Homoeopathy

Congratulations

MAITY TRISHA TAPAS
University Rank 1 (With Distinction)
1st BHMS End Year Examination-2025
Jawaharlal Nehru Homoeopathic Medical College

GALLERY

Date: 19th May, 2025

Academic excellence unlocked!

Congratulations to the brilliant minds of Jawaharlal Nehru Homoeopathic Medical College who secured a rank amongst the University Top 10 students in 1st BHMS End Year Examination

Parul[®] University | NAAC A++ | Faculty of Homoeopathy

Congratulations

1ST BHMS END YEAR EXAMINATION RESULTS-2025

MAITY TRISHA TAPAS
University Rank 1
1st BHMS End Year Examination 2025
Jawaharlal Nehru Homoeopathic Medical College

BAROT SHRUSTI MINESHKUMAR
University Rank 2
1st BHMS End Year Examination 2025
Jawaharlal Nehru Homoeopathic Medical College

SANIA PARWEEN
University Rank 3
1st BHMS End Year Examination 2025
Jawaharlal Nehru Homoeopathic Medical College

swipe >>>

Parul[®] University | NAAC A++ | Faculty of Homoeopathy

Congratulations

1ST BHMS END YEAR EXAMINATION RESULTS-2025

RANA RAZIA BANU VIJAYBHAI
University Rank 8
1st BHMS End Year Examination 2025
Jawaharlal Nehru Homoeopathic Medical College

PARMAR SHARANPYARI JAGDISHBHAI
University Rank 9
1st BHMS End Year Examination 2025
Jawaharlal Nehru Homoeopathic Medical College

Parul[®] University | NAAC A++ | Faculty of Homoeopathy

Congratulations

1ST BHMS END YEAR EXAMINATION RESULTS-2025

SHAH DIVYA TEJASBHAI
University Rank 4
1st BHMS End Year Examination 2025
Jawaharlal Nehru Homoeopathic Medical College

MAKRANI SAMIYA AZIZAHMAD
University Rank 6
1st BHMS End Year Examination 2025
Jawaharlal Nehru Homoeopathic Medical College

PANDYA KAVYA ANANT
University Rank 7
1st BHMS End Year Examination 2025
Jawaharlal Nehru Homoeopathic Medical College

swipe >>>

GALLERY

Date: 19th May, 2025

Academic excellence unlocked!

Congratulations to the brilliant minds of Jawaharlal Nehru Homoeopathic Medical College who secured a rank amongst the University Top 10 students in 1st BHMS End Year Examination

Parul[®] University | NAAC A++ | Faculty of Homoeopathy

Congratulations

1ST BHMS END YEAR EXAMINATION RESULTS-2025

MAITY TRISHA TAPAS
University Rank 1
1st BHMS End Year Examination 2025
Jawaharlal Nehru Homoeopathic Medical College

BAROT SHRUSTI MINESHKUMAR
University Rank 2
1st BHMS End Year Examination 2025
Jawaharlal Nehru Homoeopathic Medical College

SANIA PARWEEN
University Rank 3
1st BHMS End Year Examination 2025
Jawaharlal Nehru Homoeopathic Medical College

swipe >>>

Parul[®] University | NAAC A++ | Faculty of Homoeopathy

Congratulations

1ST BHMS END YEAR EXAMINATION RESULTS-2025

RANA RAZIA BANU VIJAYBHAI
University Rank 8
1st BHMS End Year Examination 2025
Jawaharlal Nehru Homoeopathic Medical College

PARMAR SHARANPYARI JAGDISHBHAI
University Rank 9
1st BHMS End Year Examination 2025
Jawaharlal Nehru Homoeopathic Medical College

Parul[®] University | NAAC A++ | Faculty of Homoeopathy

Congratulations

1ST BHMS END YEAR EXAMINATION RESULTS-2025

SHAH DIVYA TEJASBHAI
University Rank 4
1st BHMS End Year Examination 2025
Jawaharlal Nehru Homoeopathic Medical College

MAKRANI SAMIYA AZIZAHMAD
University Rank 6
1st BHMS End Year Examination 2025
Jawaharlal Nehru Homoeopathic Medical College

PANDYA KAVYA ANANT
University Rank 7
1st BHMS End Year Examination 2025
Jawaharlal Nehru Homoeopathic Medical College

swipe >>>

MEDICAL CAMP

MONTH	NUMBER OF CAMPS	TOTAL BENEFICIARIES
MARCH 2025	05	500
APRIL 2025	05	580
MAY 2025	05	395



MEDICAL CAMP



CHIEF EDITOR



Dr Poorav Desai
Dean Of Homoeopathy Faculty,
Principal & Professor,
Parul University

CO-EDITOR



Dr Gaurav Sharma
Professor & HOD
Dept. Of Materia Medica,
Parul University

FACULTY OF HOMOEOPATHY
(JAWAHARLAL NEHRU HOMOEOPATHIC MEDICAL COLLEGE)